


# Stem and Leaf Plot

Draw stem and leaf plots for the given data:


1)

12, 23, 35, 23, 14, 25, 32, 18



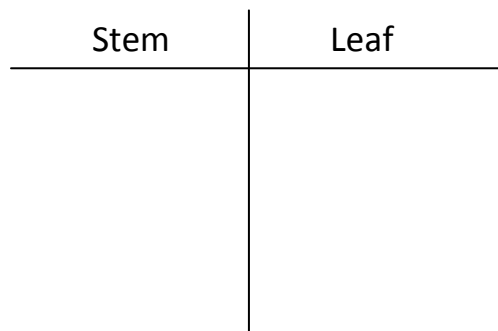
2)

45, 46, 57, 58, 67, 46, 57, 68, 47



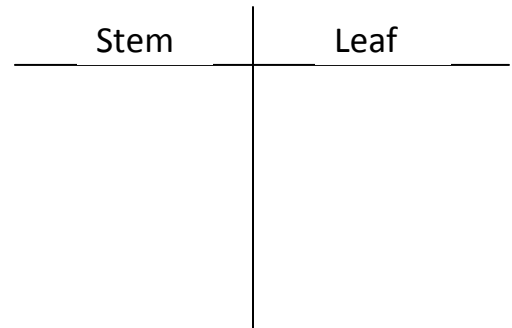
3)

23, 45, 37, 21, 35, 30, 42, 26, 33




4)

10, 35, 11, 30, 46, 41, 36, 37, 15




5)

56, 34, 54, 48, 42, 31, 55, 48, 45, 38



6)

87, 68, 75, 69, 90, 79, 64, 66, 85, 92



# Stem and Leaf Plot

## ANSWERS

1)

12, 23, 35, 23, 14, 25, 32, 18

Stem	Leaf
1	2, 4, 8
2	3, 3, 5
3	2, 5

2)

45, 46, 57, 58, 67, 46, 57, 68, 47

Stem	Leaf
4	5, 6, 6, 7
5	7, 7, 8
6	7, 8

3)

23, 45, 37, 21, 35, 30, 42, 26, 33

Stem	Leaf
2	1, 3, 6
3	0, 3, 5, 7
4	2, 5

4)

10, 35, 11, 30, 46, 41, 36, 37, 15

Stem	Leaf
1	0, 1, 5
2	
3	0, 5, 6, 7
4	1, 6

5)

56, 34, 54, 48, 42, 31, 55, 48, 45, 38

Stem	Leaf
3	1, 4, 8
4	2, 5, 8, 8
5	4, 5, 6

6)

87, 68, 75, 69, 90, 79, 64, 66, 85, 92

Stem	Leaf
6	4, 6, 8, 9
7	5, 9
8	5, 7
9	0, 2